



Location: CMA1b - Oil Street Site Office

Report on 24-hour TSP monitoring

Action Level ( $\mu\text{g}/\text{m}^3$ ) - 176.7

Limit Level ( $\mu\text{g}/\text{m}^3$ ) - 260

Date	Sampling Time	Weather Condition	Filter paper no.	Filter Weight, g		Elapse Time, hr		Sampling Time, hr	Flow Rate, $\text{m}^3/\text{min}$			Total Volume, $\text{m}^3$	TSP Level, $\mu\text{g}/\text{m}^3$
				Initial	Final	Initial	Final		Initial, $Q_{si}$	Final, $Q_{sf}$	Average		
29-Sep-15	8:00	Fine	013317	2.8122	3.2153	7032.88	7056.88	24.00	1.31	1.31	1.31	1883	156.2
5-Oct-15	8:00	Rainy	013497	2.8670	3.0087	7059.88	7083.88	24.00	1.19	1.19	1.19	1709	82.9
10-Oct-15	8:00	Cloudy	013466	2.8588	3.0052	7086.90	7110.90	24.00	1.19	1.20	1.19	1721	85.1
16-Oct-15	8:00	Fine	012948	2.8144	3.0413	7113.90	7137.90	24.00	1.19	1.19	1.19	1710	132.7
22-Oct-15	8:00	Fine	013607	2.7778	3.0151	7140.90	7164.90	24.00	1.18	1.19	1.19	1706	139.1

Report on 1-hour TSP monitoring

Action Level ( $\mu\text{g}/\text{m}^3$ ) - 320.1

Limit Level ( $\mu\text{g}/\text{m}^3$ ) - 500

Date	Sampling Time	Weather Condition	Filter paper no.	Filter Weight, g		Elapse Time, hr		Sampling Time, hr	Flow Rate, $\text{m}^3/\text{min}$			Total Volume, $\text{m}^3$	TSP Level, $\mu\text{g}/\text{m}^3$
				Initial	Final	Initial	Final		Initial, $Q_{si}$	Final, $Q_{sf}$	Average		
30-Sep-15	8:05	Cloudy	013504	2.8631	2.8999	7056.88	7057.88	1.00	1.31	1.31	1.31	79	347.0
30-Sep-15	9:15	Cloudy	013502	2.8673	2.8845	7057.88	7058.88	1.00	1.31	1.31	1.31	79	164.7
30-Sep-15	10:25	Cloudy	013500	2.8571	2.8748	7058.88	7059.88	1.00	1.31	1.31	1.31	79	169.5
6-Oct-15	10:10	Cloudy	013491	2.8404	2.8495	7083.89	7084.89	1.00	1.19	1.19	1.19	71	127.7
6-Oct-15	13:00	Cloudy	013488	2.8307	2.8384	7084.89	7085.89	1.00	1.19	1.19	1.19	71	108.1
6-Oct-15	14:05	Cloudy	013174	2.8154	2.8225	7085.89	7086.89	1.00	1.19	1.19	1.19	71	99.6
12-Oct-15	8:05	Cloudy	012957	2.7912	2.8007	7110.90	7111.90	1.00	1.20	1.20	1.20	72	132.4
12-Oct-15	9:08	Cloudy	012951	2.8132	2.8252	7111.90	7112.90	1.00	1.20	1.20	1.20	72	167.3
12-Oct-15	13:00	Cloudy	012947	2.8074	2.8182	7112.90	7113.90	1.00	1.20	1.20	1.20	72	150.5
17-Oct-15	8:15	Fine	013616	2.8249	2.8348	7137.90	7138.90	1.00	1.19	1.19	1.19	71	139.0
17-Oct-15	9:25	Fine	013613	2.7685	2.7791	7138.90	7139.90	1.00	1.19	1.19	1.19	71	148.8
17-Oct-15	10:29	Fine	013610	2.7774	2.7887	7139.90	7140.90	1.00	1.19	1.19	1.19	71	158.7
23-Oct-15	11:00	Fine	013604	2.7788	2.7930	7164.90	7165.90	1.00	1.19	1.19	1.19	71	199.7
23-Oct-15	13:00	Fine	013602	2.7843	2.7985	7165.90	7166.90	1.00	1.19	1.19	1.19	71	199.7
23-Oct-15	14:03	Fine	013601	2.7874	2.8004	7166.90	7167.90	1.00	1.19	1.19	1.19	71	182.8



Location: CMA2a - Causeway Bay Community Centre

Report on 24-hour TSP monitoring

Action Level ( $\mu\text{g}/\text{m}^3$ ) - 169.5

Limit Level ( $\mu\text{g}/\text{m}^3$ ) - 260

Date	Sampling Time	Weather Condition	Filter paper no.	Filter Weight, g		Elapse Time, hr		Sampling Time, hr	Flow Rate, $\text{m}^3/\text{min}$			Total Volume, $\text{m}^3$	TSP Level, $\mu\text{g}/\text{m}^3$
				Initial	Final	Initial	Final		Initial, $Q_{si}$	Final, $Q_{sf}$	Average		
29-Sep-15	8:00	Fine	013084	2.8201	2.9689	16682.95	16706.95	24.00	1.19	1.19	1.19	1712	86.9
5-Oct-15	8:00	Rainy	013398	2.8053	2.8623	16709.96	16733.96	24.00	1.08	1.20	1.14	1639	34.8
10-Oct-15	8:00	Cloudy	013465	2.8695	2.9543	16736.97	16760.97	24.00	1.08	1.21	1.15	1651	51.4
16-Oct-15	8:00	Fine	013403	2.8106	2.9680	16763.97	16787.97	24.00	1.08	1.08	1.08	1556	101.2
22-Oct-15	8:00	Fine	013553	2.7904	2.9464	16790.97	16814.97	24.00	1.08	1.08	1.08	1552	100.5

Report on 1-hour TSP monitoring

Action Level ( $\mu\text{g}/\text{m}^3$ ) - 323.4

Limit Level ( $\mu\text{g}/\text{m}^3$ ) - 500

Date	Sampling Time	Weather Condition	Filter paper no.	Filter Weight, g		Elapse Time, hr		Sampling Time, hr	Flow Rate, $\text{m}^3/\text{min}$			Total Volume, $\text{m}^3$	TSP Level, $\mu\text{g}/\text{m}^3$
				Initial	Final	Initial	Final		Initial, $Q_{si}$	Final, $Q_{sf}$	Average		
30-Sep-15	8:10	Cloudy	013505	2.8644	2.8697	16706.95	16707.95	1.00	1.19	1.19	1.19	71	74.2
30-Sep-15	9:15	Cloudy	013388	2.7901	2.7956	16707.95	16708.95	1.00	1.19	1.19	1.19	71	77.0
30-Sep-15	10:22	Cloudy	013393	2.8009	2.8117	16708.95	16709.95	1.00	1.19	1.19	1.19	71	151.2
6-Oct-15	10:16	Cloudy	013474	2.8643	2.8696	16733.96	16734.96	1.00	1.20	1.20	1.20	72	73.8
6-Oct-15	13:00	Cloudy	013469	2.8501	2.8529	16734.96	16735.96	1.00	1.14	1.14	1.14	68	41.0
6-Oct-15	14:06	Cloudy	013483	2.8507	2.8558	16735.96	16736.96	1.00	1.20	1.20	1.20	72	71.0
12-Oct-15	8:05	Cloudy	012958	2.7913	2.7950	16760.97	16761.97	1.00	1.09	1.09	1.09	65	56.7
12-Oct-15	9:08	Cloudy	013460	2.8577	2.8647	16761.97	16762.97	1.00	1.21	1.21	1.21	72	96.8
12-Oct-15	13:00	Cloudy	013404	2.7980	2.8030	16762.97	16763.97	1.00	1.21	1.21	1.21	72	69.1
17-Oct-15	8:15	Fine	013565	2.8212	2.8279	16787.97	16788.97	1.00	1.14	1.14	1.14	68	98.1
17-Oct-15	9:19	Fine	013561	2.7823	2.7900	16788.97	16789.97	1.00	1.14	1.14	1.14	68	112.8
17-Oct-15	10:27	Fine	013557	2.7821	2.7902	16789.97	16790.97	1.00	1.20	1.20	1.20	72	112.9
23-Oct-15	10:56	Fine	013547	2.8108	2.8215	16814.97	16815.97	1.00	1.08	1.08	1.08	65	165.4
23-Oct-15	13:00	Fine	013545	2.7868	2.7921	16815.97	16816.97	1.00	1.14	1.14	1.14	68	77.7
23-Oct-15	14:03	Fine	013544	2.7860	2.7950	16816.97	16817.97	1.00	1.14	1.14	1.14	68	132.0



Location: CMA3a - CWB PRE Site Office Area

Report on 24-hour TSP monitoring

Action Level ( $\mu\text{g}/\text{m}^3$ ) - 171

Limit Level ( $\mu\text{g}/\text{m}^3$ ) - 260

Date	Sampling Time	Weather Condition	Filter paper no.	Filter Weight, g		Elapse Time, hr		Sampling Time, hr	Flow Rate, $\text{m}^3/\text{min}$			Total Volume, $\text{m}^3$	TSP Level, $\mu\text{g}/\text{m}^3$
				Initial	Final	Initial	Final		Initial, $Q_{si}$	Final, $Q_{sf}$	Average		
29-Sep-15	8:00	Fine	013315	2.8099	2.9610	4142.27	4166.27	24.00	1.19	1.19	1.19	1716	88.1
6-Oct-15	16:30	Cloudy	013172	2.8130	2.8443	4195.09	4219.09	24.00	1.24	1.24	1.24	1786	17.5
10-Oct-15	8:00	Cloudy	013411	2.8000	2.8435	4219.09	4243.09	24.00	1.19	1.20	1.19	1720	25.3
16-Oct-15	8:00	Fine	012942	2.8227	2.9785	4246.09	4270.09	24.00	1.24	1.24	1.24	1786	87.2
22-Oct-15	8:00	Fine	013551	2.7953	2.9829	4273.09	4297.09	24.00	1.24	1.24	1.24	1783	105.2

Remarks: Due to interruption of electricity, the 24hr TSP was rescheduled from 5 October 2015 to 6 October 2015.

Report on 1-hour TSP monitoring

Action Level ( $\mu\text{g}/\text{m}^3$ ) - 311.3

Limit Level ( $\mu\text{g}/\text{m}^3$ ) - 500

Date	Sampling Time	Weather Condition	Filter paper no.	Filter Weight, g		Elapse Time, hr		Sampling Time, hr	Flow Rate, $\text{m}^3/\text{min}$			Total Volume, $\text{m}^3$	TSP Level, $\mu\text{g}/\text{m}^3$
				Initial	Final	Initial	Final		Initial, $Q_{si}$	Final, $Q_{sf}$	Average		
30-Sep-15	8:18	Cloudy	013435	2.8539	2.8591	4166.27	4167.27	1.00	1.24	1.24	1.24	74	70.0
30-Sep-15	9:35	Cloudy	013501	2.8578	2.8663	4167.27	4168.27	1.00	1.24	1.24	1.24	74	114.5
30-Sep-15	10:42	Cloudy	013499	2.8546	2.8644	4168.27	4169.27	1.00	1.24	1.24	1.24	74	132.0
6-Oct-15	9:35	Cloudy	013492	2.8344	2.8386	4192.07	4193.07	1.00	1.09	1.09	1.09	65	64.3
6-Oct-15	11:00	Cloudy	013489	2.8417	2.8465	4193.07	4194.07	1.00	1.09	1.09	1.09	65	73.4
6-Oct-15	13:00	Cloudy	013456	2.8603	2.8657	4194.07	4195.07	1.00	1.09	1.09	1.09	65	82.6
12-Oct-15	8:22	Cloudy	012956	2.8090	2.8187	4243.09	4244.09	1.00	1.03	1.03	1.03	62	157.5
12-Oct-15	9:35	Cloudy	012950	2.8148	2.8241	4244.09	4245.09	1.00	1.03	1.03	1.03	62	151.0
12-Oct-15	13:00	Cloudy	012949	2.8108	2.8202	4245.10	4246.10	1.00	1.03	1.03	1.03	62	152.6
17-Oct-15	8:30	Fine	013615	2.8216	2.8338	4270.09	4271.09	1.00	1.09	1.09	1.09	65	186.8
17-Oct-15	9:40	Fine	013612	2.7913	2.8018	4271.09	4272.09	1.00	1.09	1.09	1.09	65	160.8
17-Oct-15	10:45	Fine	013609	2.7861	2.7992	4272.09	4273.09	1.00	1.09	1.09	1.09	65	200.6
23-Oct-15	10:40	Fine	013605	2.7699	2.7845	4297.09	4298.09	1.00	1.09	1.09	1.09	65	224.0
23-Oct-15	13:00	Fine	013603	2.7805	2.7926	4298.09	4299.09	1.00	1.09	1.09	1.09	65	185.6
23-Oct-15	14:03	Fine	013600	2.7901	2.8029	4299.09	4300.09	1.00	1.09	1.09	1.09	65	196.4



Location: CMA4a - SPCA

Report on 24-hour TSP monitoring

Action Level ( $\mu\text{g}/\text{m}^3$ ) - 171.2

Limit Level ( $\mu\text{g}/\text{m}^3$ ) - 260

Date	Sampling Time	Weather Condition	Filter paper no.	Filter Weight, g		Elapse Time, hr		Sampling Time, hr	Flow Rate, $\text{m}^3/\text{min}$			Total Volume, $\text{m}^3$	TSP Level, $\mu\text{g}/\text{m}^3$
				Initial	Final	Initial	Final		Initial, $Q_{si}$	Final, $Q_{sf}$	Average		
29-Sep-15	8:00	Fine	013316	2.8028	3.0758	20959.92	20983.92	24.00	1.24	1.24	1.24	1784	153.0
5-Oct-15	8:00	Rainy	013482	2.8565	2.9621	20986.92	21010.93	24.01	1.29	1.29	1.29	1862	56.7
10-Oct-15	8:00	Cloudy	013462	2.8371	2.9546	21013.94	21037.94	24.00	1.30	1.30	1.30	1873	62.7
16-Oct-15	8:00	Fine	013180	2.8229	3.0982	21040.95	21064.95	24.00	1.29	1.29	1.29	1862	147.8
22-Oct-15	8:00	Fine	011731	2.8267	3.0213	21067.95	21091.95	24.00	1.29	1.29	1.29	1859	104.7

Report on 1-hour TSP monitoring

Action Level ( $\mu\text{g}/\text{m}^3$ ) - 312.5

Limit Level ( $\mu\text{g}/\text{m}^3$ ) - 500

Date	Sampling Time	Weather Condition	Filter paper no.	Filter Weight, g		Elapse Time, hr		Sampling Time, hr	Flow Rate, $\text{m}^3/\text{min}$			Total Volume, $\text{m}^3$	TSP Level, $\mu\text{g}/\text{m}^3$
				Initial	Final	Initial	Final		Initial, $Q_{si}$	Final, $Q_{sf}$	Average		
30-Sep-15	8:16	Cloudy	013433	2.8397	2.8479	20983.92	20984.92	1.00	1.24	1.24	1.24	74	110.2
30-Sep-15	9:36	Cloudy	013389	2.8128	2.8261	20984.92	20985.92	1.00	1.24	1.24	1.24	74	178.8
30-Sep-15	10:39	Cloudy	013394	2.8059	2.8173	20985.92	20986.92	1.00	1.24	1.24	1.24	74	153.2
6-Oct-15	9:32	Cloudy	013476	2.8782	2.8825	21010.93	21011.93	1.00	1.29	1.29	1.29	78	55.4
6-Oct-15	11:00	Cloudy	013471	2.8686	2.8733	21011.93	21012.93	1.00	1.29	1.29	1.29	78	60.6
6-Oct-15	13:00	Cloudy	013485	2.8675	2.8715	21012.93	21013.93	1.00	1.29	1.29	1.29	78	51.5
12-Oct-15	8:05	Cloudy	012955	2.7897	2.7954	21037.94	21038.94	1.00	1.30	1.30	1.30	78	73.0
12-Oct-15	9:30	Cloudy	013459	2.8455	2.8532	21038.94	21039.94	1.00	1.30	1.30	1.30	78	98.6
12-Oct-15	13:00	Cloudy	013405	2.7991	2.8061	21039.94	21040.94	1.00	1.30	1.30	1.30	78	89.7
17-Oct-15	8:30	Fine	013564	2.7894	2.7989	21064.95	21065.95	1.00	1.29	1.29	1.29	78	122.5
17-Oct-15	9:40	Fine	013560	2.7814	2.7941	21065.95	21066.95	1.00	1.29	1.29	1.29	78	163.7
17-Oct-15	10:43	Fine	013556	2.7833	2.7963	21066.95	21067.95	1.00	1.29	1.29	1.29	78	167.6
23-Oct-15	10:43	Fine	013548	2.8141	2.8259	21091.95	21092.95	1.00	1.29	1.29	1.29	77	152.3
23-Oct-15	13:00	Fine	013546	2.7776	2.7878	21092.95	21093.95	1.00	1.29	1.29	1.29	77	131.7
23-Oct-15	14:15	Fine	013543	2.7842	2.7961	21093.95	21094.95	1.00	1.29	1.29	1.29	77	153.6



Location: CMA5b - Pedestrian Plaza

Report on 24-hour TSP monitoring

Action Level ( $\mu\text{g}/\text{m}^3$ ) - 181

Limit Level ( $\mu\text{g}/\text{m}^3$ ) - 260

Date	Sampling Time	Weather Condition	Filter paper no.	Filter Weight, g		Elapse Time, hr		Sampling Time, hr	Flow Rate, $\text{m}^3/\text{min}$			Total Volume, $\text{m}^3$	TSP Level, $\mu\text{g}/\text{m}^3$
				Initial	Final	Initial	Final		Initial, $Q_{si}$	Final, $Q_{sf}$	Average		
29-Sep-15	8:00	Fine	013430	2.8529	3.1029	5467.87	5491.87	24.00	1.02	1.03	1.02	1475	169.4
6-Oct-15	15:31	Rainy	013463	2.8440	2.9099	5497.87	5521.87	24.00	0.93	0.93	0.93	1345	49.0
10-Oct-15	8:00	Cloudy	012423	2.7974	2.9345	5521.88	5545.88	24.00	1.00	1.01	1.00	1446	94.8
16-Oct-15	8:00	Fine	012943	2.7987	3.0369	5548.89	5572.89	24.00	1.00	1.00	1.00	1434	166.1
22-Oct-15	8:00	Fine	013552	2.7849	2.8405	5575.89	5599.89	24.00	0.93	0.93	0.93	1342	41.4

Remarks: Due to interruption of electricity, the 24hr TSP was rescheduled from 5 October 2015 to 6 October 2015.

Report on 1-hour TSP monitoring

Action Level ( $\mu\text{g}/\text{m}^3$ ) - 332

Limit Level ( $\mu\text{g}/\text{m}^3$ ) - 500

Date	Sampling Time	Weather Condition	Filter paper no.	Filter Weight, g		Elapse Time, hr		Sampling Time, hr	Flow Rate, $\text{m}^3/\text{min}$			Total Volume, $\text{m}^3$	TSP Level, $\mu\text{g}/\text{m}^3$
				Initial	Final	Initial	Final		Initial, $Q_{si}$	Final, $Q_{sf}$	Average		
30-Sep-15	8:38	Cloudy	013436	2.8471	2.8540	5491.87	5492.87	1.00	0.97	0.97	0.97	58	118.2
30-Sep-15	9:47	Cloudy	013390	2.8186	2.8268	5492.87	5493.87	1.00	0.97	0.97	0.97	58	140.5
30-Sep-15	10:55	Cloudy	013395	2.7994	2.8115	5493.87	5494.87	1.00	1.03	1.03	1.03	62	196.6
6-Oct-15	8:37	Cloudy	013477	2.8562	2.8645	5494.87	5495.87	1.00	0.93	0.93	0.93	56	148.0
6-Oct-15	10:47	Cloudy	013472	2.8363	2.8411	5495.87	5496.87	1.00	0.93	0.93	0.93	56	85.6
6-Oct-15	13:00	Cloudy	013486	2.8542	2.8600	5496.87	5497.87	1.00	0.93	0.93	0.93	56	103.5
12-Oct-15	8:15	Cloudy	012954	2.8113	2.8227	5545.89	5546.89	1.00	0.94	0.94	0.94	57	201.5
12-Oct-15	9:44	Cloudy	013458	2.8552	2.8657	5546.89	5547.89	1.00	0.94	0.94	0.94	57	185.6
12-Oct-15	13:00	Cloudy	013406	2.7957	2.8064	5547.89	5548.89	1.00	1.07	1.07	1.07	64	167.2
17-Oct-15	8:42	Fine	013563	2.8085	2.8137	5572.89	5573.89	1.00	0.93	0.93	0.93	56	92.8
17-Oct-15	9:53	Fine	013559	2.7815	2.7852	5573.89	5574.89	1.00	0.93	0.93	0.93	56	66.0
17-Oct-15	10:56	Fine	013555	2.7988	2.8057	5574.89	5575.89	1.00	0.93	0.93	0.93	56	123.1
23-Oct-15	10:29	Fine	013549	2.7856	2.7913	5599.89	5600.89	1.00	0.93	0.93	0.93	56	101.9
23-Oct-15	13:00	Fine	013575	2.8188	2.8274	5600.89	5601.89	1.00	0.93	0.93	0.93	56	153.8
23-Oct-15	14:24	Fine	013572	2.8078	2.8175	5601.89	5602.89	1.00	0.93	0.93	0.93	56	173.5



Location: MA1e - International Finance Centre (Eastern Wing)

Report on 24-hour TSP monitoring

Action Level ( $\mu\text{g}/\text{m}^3$ ) - 173.4

Limit Level ( $\mu\text{g}/\text{m}^3$ ) - 260

Date	Sampling Time	Weather Condition	Filter paper no.	Filter Weight, g		Elapse Time, hr		Sampling Time, hr	Flow Rate, $\text{m}^3/\text{min}$			Total Volume, $\text{m}^3$	TSP Level, $\mu\text{g}/\text{m}^3$
				Initial	Final	Initial	Final		Initial, $Q_{si}$	Final, $Q_{sf}$	Average		
29-Sep-15	8:00	Fine	013420	2.8345	3.0312	17643.38	17667.38	24.00	1.12	1.13	1.13	1622	121.3
5-Oct-15	8:00	Rainy	013481	2.8670	2.9567	17670.39	17694.39	24.00	1.18	1.18	1.18	1696	52.9
10-Oct-15	8:00	Cloudy	013173	2.8031	2.8656	17697.40	17721.40	24.00	1.12	1.13	1.12	1616	38.7
16-Oct-15	8:00	Fine	013183	2.8143	2.9722	17724.40	17748.40	24.00	1.11	1.11	1.11	1605	98.4
22-Oct-15	8:00	Fine	012922	2.8228	2.9821	17751.40	17775.40	24.00	1.18	1.18	1.18	1693	94.1

Report on 1-hour TSP monitoring

Action Level ( $\mu\text{g}/\text{m}^3$ ) - 325.1

Limit Level ( $\mu\text{g}/\text{m}^3$ ) - 500

Date	Sampling Time	Weather Condition	Filter paper no.	Filter Weight, g		Elapse Time, hr		Sampling Time, hr	Flow Rate, $\text{m}^3/\text{min}$			Total Volume, $\text{m}^3$	TSP Level, $\mu\text{g}/\text{m}^3$
				Initial	Final	Initial	Final		Initial, $Q_{si}$	Final, $Q_{sf}$	Average		
30-Sep-15	8:04	Cloudy	013314	2.8346	2.8404	17667.38	17668.38	1.00	1.13	1.13	1.13	68	85.7
30-Sep-15	9:07	Cloudy	013339	2.8126	2.8234	17668.38	17669.38	1.00	1.22	1.22	1.22	73	147.2
30-Sep-15	10:15	Cloudy	013336	2.8163	2.8257	17669.38	17670.38	1.00	1.13	1.13	1.13	68	138.9
6-Oct-15	8:10	Cloudy	013079	2.7923	2.7959	17694.39	17695.39	1.00	1.18	1.18	1.18	71	50.9
6-Oct-15	9:22	Cloudy	013076	2.7949	2.7979	17695.39	17696.39	1.00	1.18	1.18	1.18	71	42.4
6-Oct-15	10:25	Cloudy	013169	2.8034	2.8100	17696.39	17697.39	1.00	1.18	1.18	1.18	71	93.3
12-Oct-15	8:05	Cloudy	013412	2.7963	2.7989	17721.40	17722.40	1.00	1.12	1.12	1.12	67	38.6
12-Oct-15	9:10	Cloudy	012961	2.7992	2.8015	17722.40	17723.40	1.00	1.12	1.12	1.12	67	34.1
12-Oct-15	10:15	Cloudy	013175	2.8091	2.8177	17723.40	17724.40	1.00	1.12	1.12	1.12	67	127.6
17-Oct-15	8:40	Fine	012914	2.7646	2.7784	17748.40	17749.40	1.00	1.18	1.18	1.18	71	195.3
17-Oct-15	9:45	Fine	012925	2.8144	2.8233	17749.40	17750.40	1.00	1.11	1.11	1.11	67	133.1
17-Oct-15	10:50	Fine	012923	2.8182	2.8282	17750.40	17751.40	1.00	1.18	1.18	1.18	71	141.5
23-Oct-15	8:27	Fine	011995	2.8171	2.8270	17775.40	17776.40	1.00	1.11	1.11	1.11	67	148.3
23-Oct-15	9:32	Fine	013586	2.8105	2.8187	17776.40	17777.40	1.00	1.11	1.11	1.11	67	122.9
23-Oct-15	10:40	Fine	013583	2.8108	2.8201	17777.40	17778.40	1.00	1.11	1.11	1.11	67	139.4



Location: MA1w - International Finance Centre (Western Wing)

Report on 24-hour TSP monitoring

Action Level ( $\mu\text{g}/\text{m}^3$ ) - 173.4  
Limit Level ( $\mu\text{g}/\text{m}^3$ ) - 260

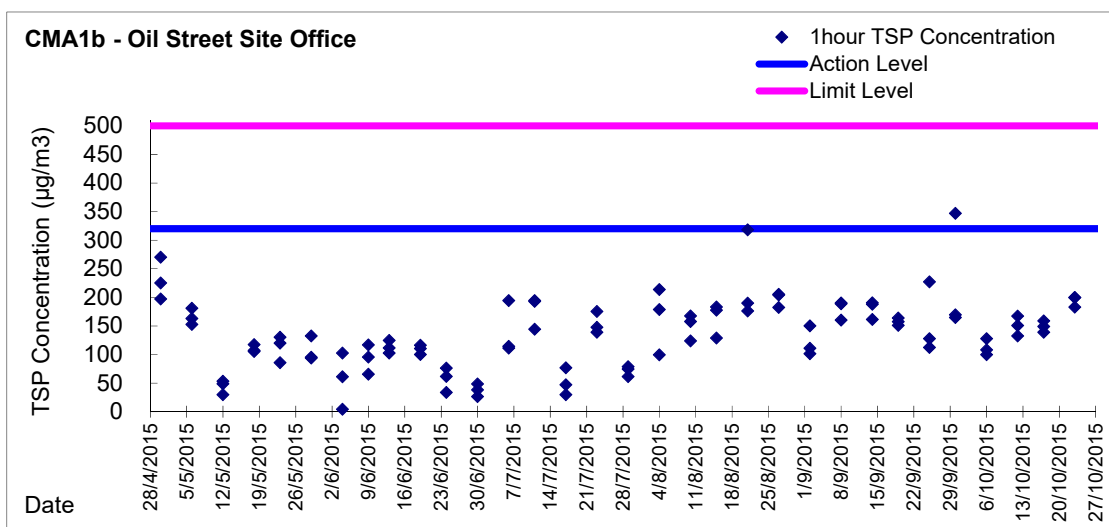
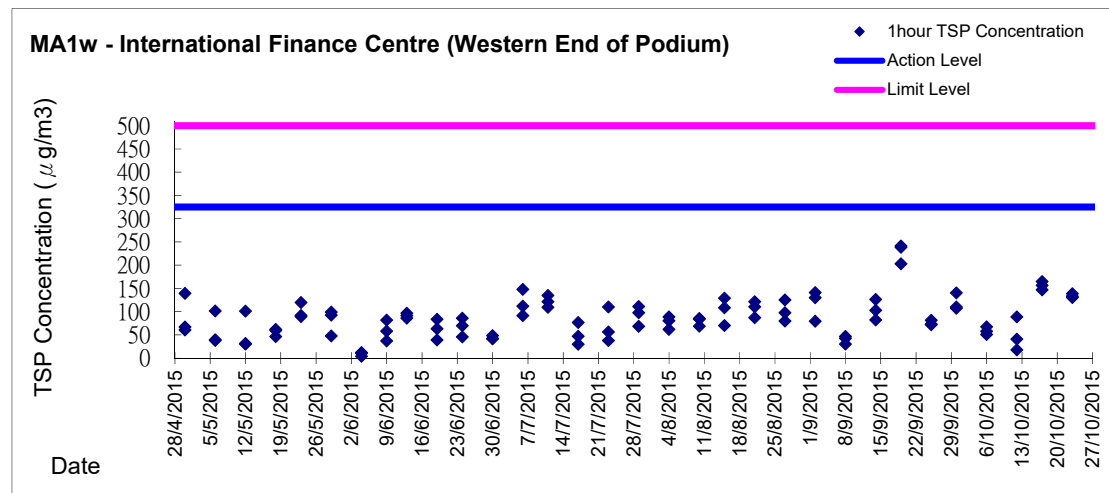
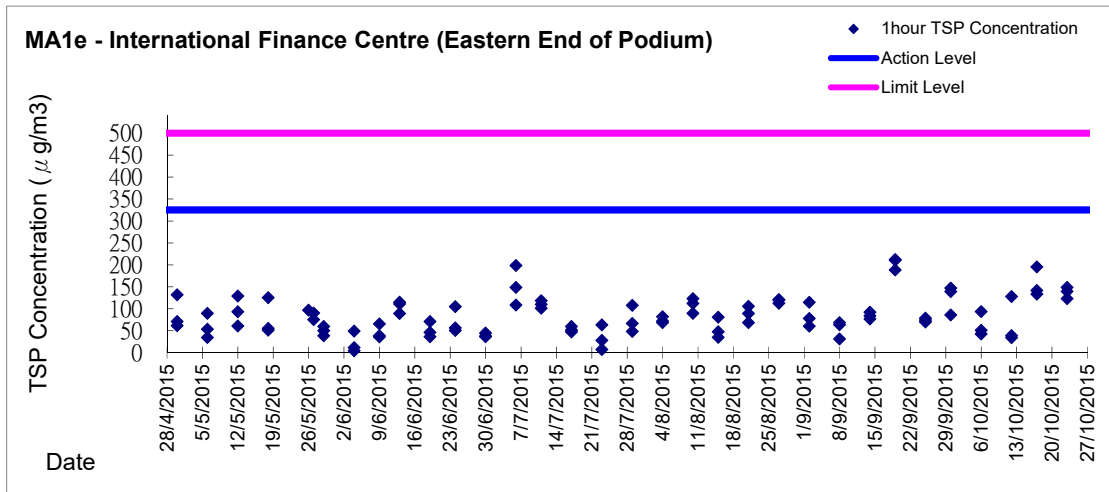
Date	Sampling Time	Weather Condition	Filter paper no.	Filter Weight, g		Elapse Time, hr		Sampling Time, hr	Flow Rate, $\text{m}^3/\text{min}$			Total Volume, $\text{m}^3$	TSP Level, $\mu\text{g}/\text{m}^3$
				Initial	Final	Initial	Final		Initial, $Q_{si}$	Final, $Q_{sf}$	Average		
29-Sep-15	8:00	Fine	013421	2.8450	3.0183	17667.99	17691.99	24.00	1.21	1.21	1.21	1745	99.3
5-Oct-15	8:00	Rainy	013480	2.8690	2.9560	17694.99	17718.99	24.00	1.22	1.22	1.22	1751	49.7
10-Oct-15	8:00	Cloudy	013414	2.7910	2.8373	17722.00	17746.00	24.00	1.22	1.23	1.22	1761	26.3
16-Oct-15	8:00	Fine	012965	2.8211	2.9935	17749.00	17773.00	24.00	1.22	1.22	1.22	1751	98.5
22-Oct-15	8:00	Fine	012921	2.8172	2.9770	17776.00	17800.00	24.00	1.21	1.21	1.21	1748	91.4

Report on 1-hour TSP monitoring

Action Level ( $\mu\text{g}/\text{m}^3$ ) - 325.1  
Limit Level ( $\mu\text{g}/\text{m}^3$ ) - 500

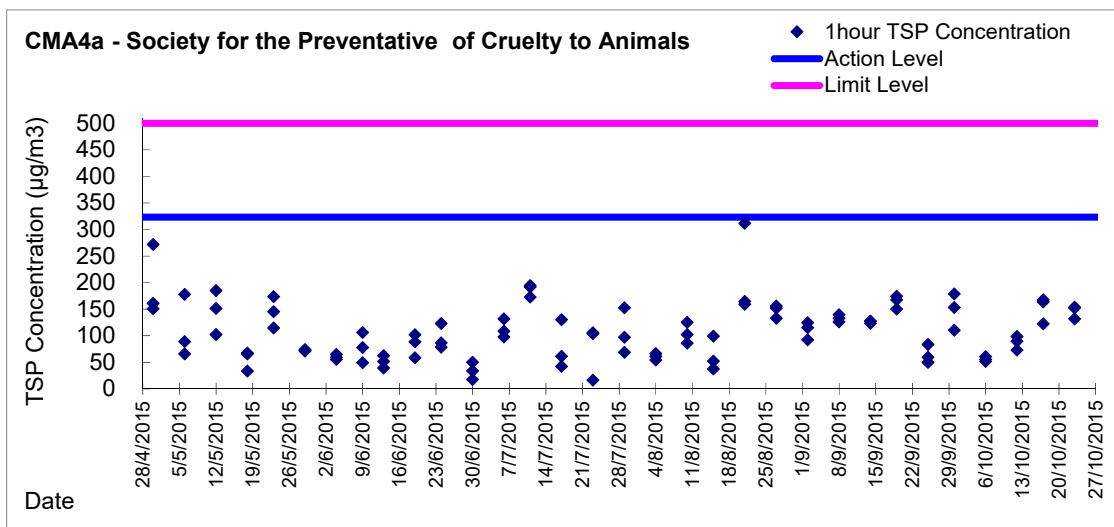
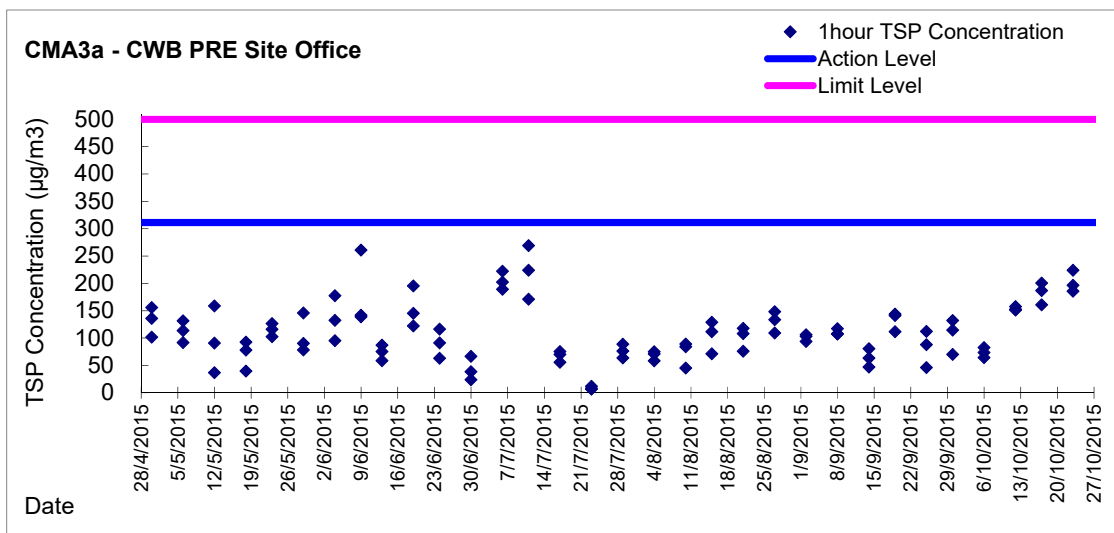
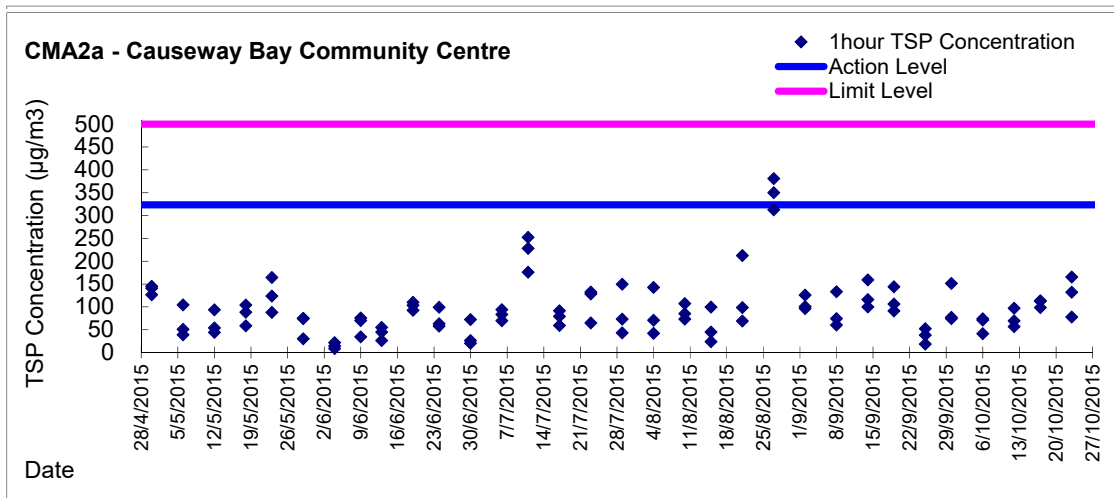
Date	Sampling Time	Weather Condition	Filter paper no.	Filter Weight, g		Elapse Time, hr		Sampling Time, hr	Flow Rate, $\text{m}^3/\text{min}$			Total Volume, $\text{m}^3$	TSP Level, $\mu\text{g}/\text{m}^3$
				Initial	Final	Initial	Final		Initial, $Q_{si}$	Final, $Q_{sf}$	Average		
30-Sep-15	8:05	Cloudy	013328	2.8097	2.8199	17691.99	17692.99	1.00	1.21	1.21	1.21	73	140.2
30-Sep-15	9:08	Cloudy	013338	2.8060	2.8138	17692.99	17693.99	1.00	1.21	1.21	1.21	73	107.2
30-Sep-15	10:11	Cloudy	013083	2.8078	2.8158	17693.99	17694.99	1.00	1.21	1.21	1.21	73	109.9
6-Oct-15	8:05	Cloudy	013078	2.8030	2.8067	17718.99	17719.99	1.00	1.22	1.22	1.22	73	50.7
6-Oct-15	9:08	Cloudy	013167	2.8227	2.8269	17719.99	17720.99	1.00	1.22	1.22	1.22	73	57.6
6-Oct-15	10:11	Cloudy	013170	2.8130	2.8179	17720.99	17721.99	1.00	1.22	1.22	1.22	73	67.1
12-Oct-15	8:05	Cloudy	012963	2.7792	2.7805	17746.00	17747.00	1.00	1.22	1.22	1.22	73	17.7
12-Oct-15	9:08	Cloudy	012960	2.8070	2.8100	17747.00	17748.00	1.00	1.22	1.22	1.22	73	40.9
12-Oct-15	10:11	Cloudy	013176	2.8157	2.8222	17748.00	17749.00	1.00	1.22	1.22	1.22	73	88.5
17-Oct-15	8:47	Fine	012927	2.8065	2.8179	17773.00	17774.00	1.00	1.22	1.22	1.22	73	156.3
17-Oct-15	9:50	Fine	012924	2.8156	2.8276	17774.00	17775.00	1.00	1.22	1.22	1.22	73	164.5
17-Oct-15	10:55	Fine	008205	2.8019	2.8126	17775.00	17776.00	1.00	1.22	1.22	1.22	73	146.7
23-Oct-15	8:34	Fine	011491	2.7697	2.7792	17800.00	17801.00	1.00	1.21	1.21	1.21	73	130.4
23-Oct-15	9:39	Fine	013585	2.8170	2.8267	17801.00	17802.00	1.00	1.21	1.21	1.21	73	133.2
23-Oct-15	10:47	Fine	013582	2.8001	2.8102	17802.00	17803.00	1.00	1.21	1.21	1.21	73	138.6

Graphic Presentation of 1 hour TSP Result

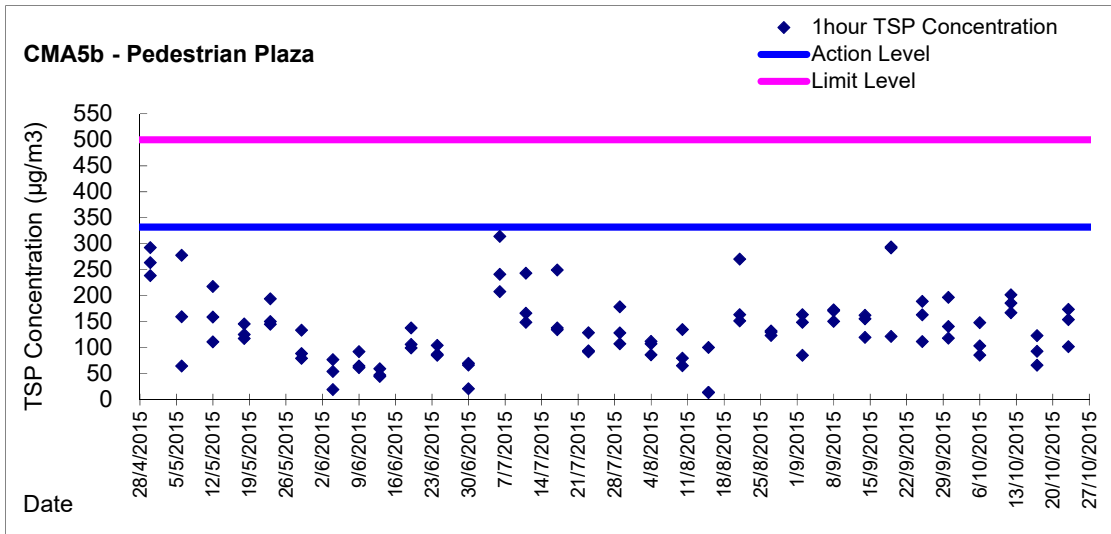




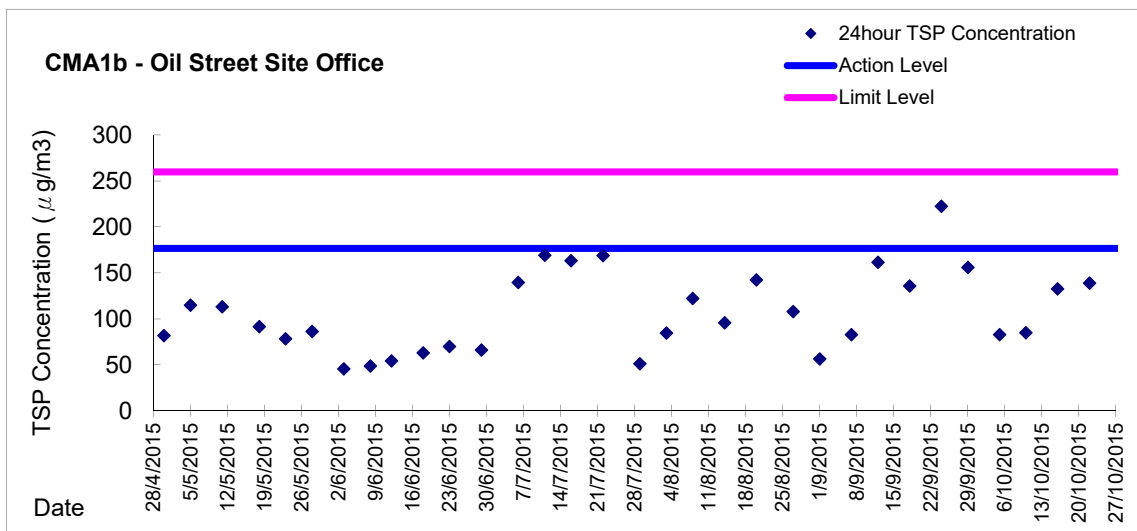
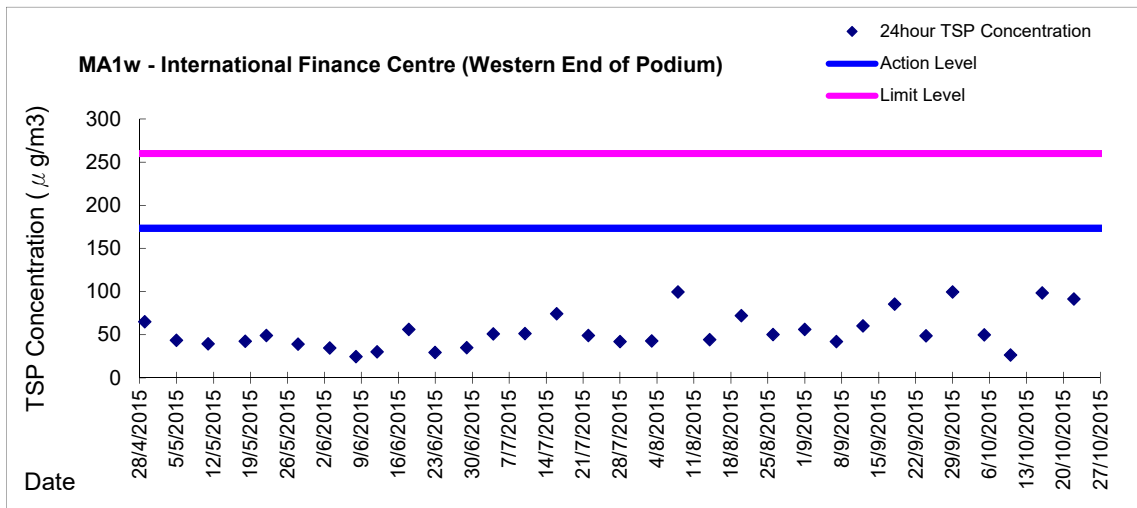
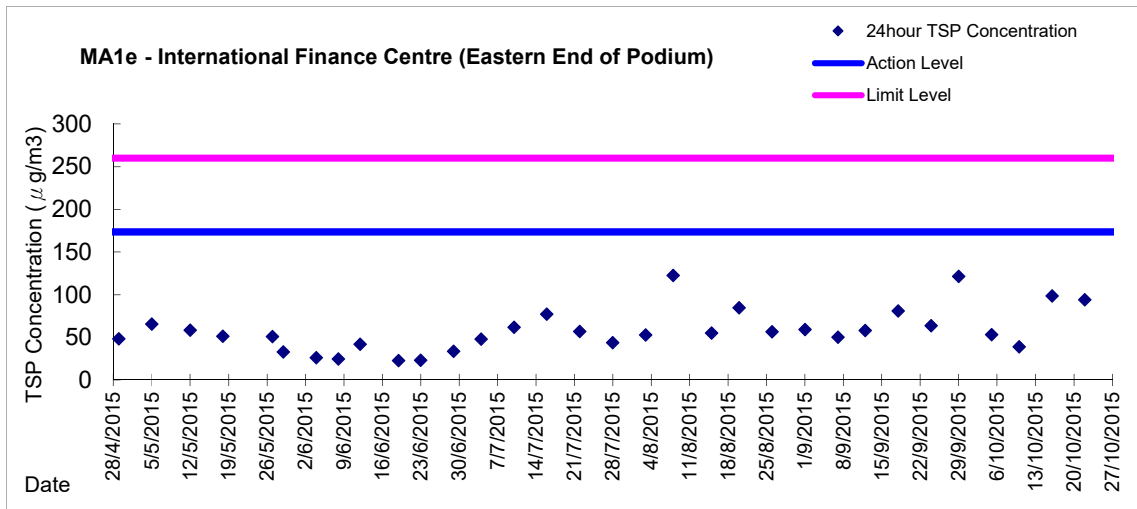
Graphic Presentation of 1 hour TSP Result



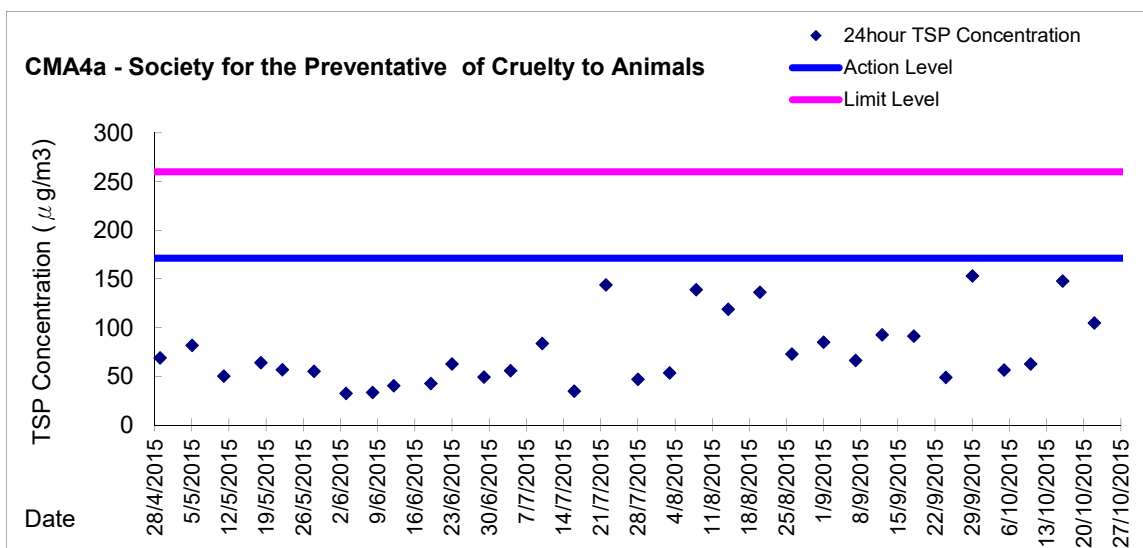
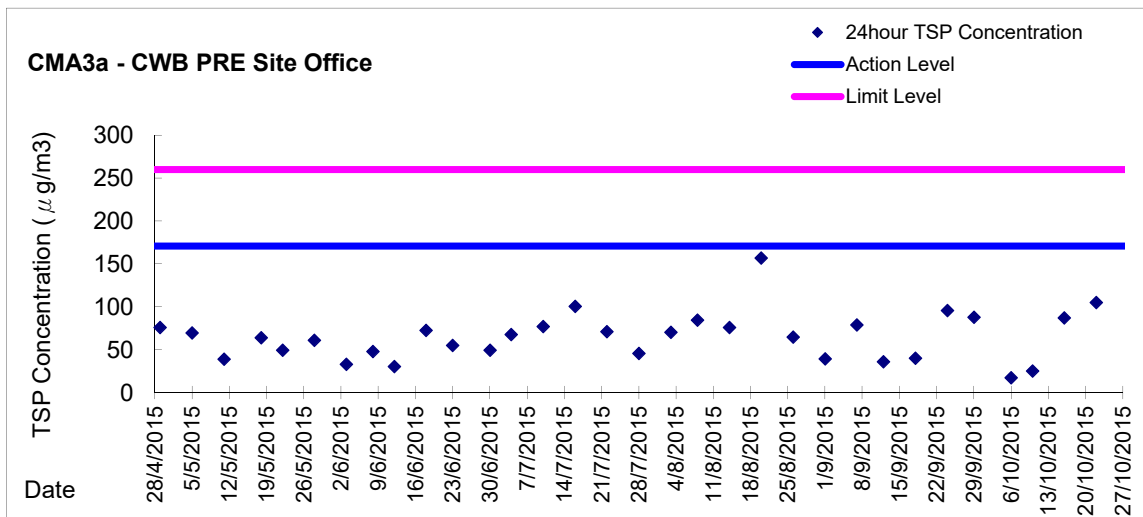
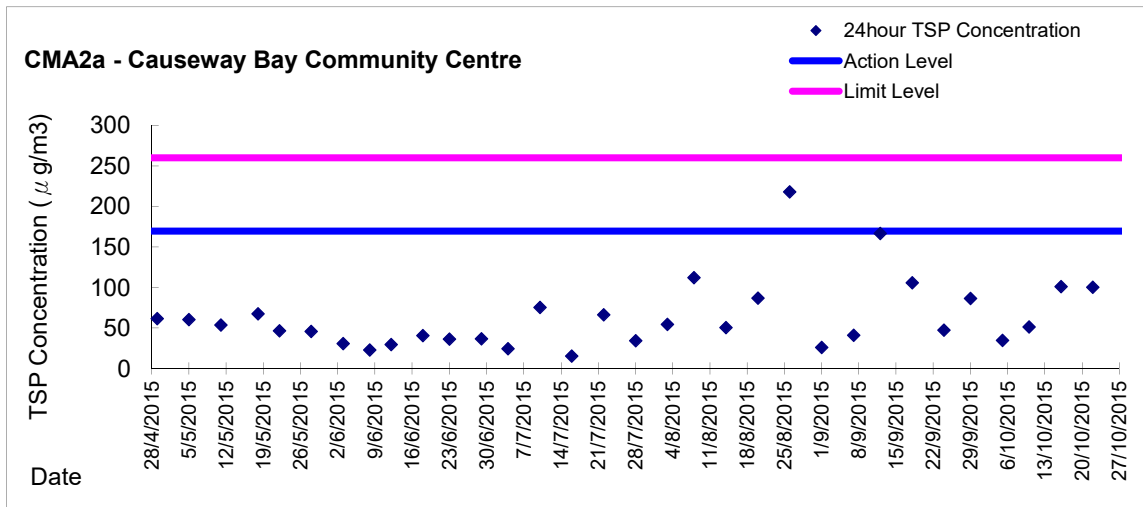
Graphic Presentation of 1 hour TSP Result



Graphic Presentation of 24 hour TSP Result



Graphic Presentation of 24 hour TSP Result





Graphic Presentation of 24 hour TSP Result

